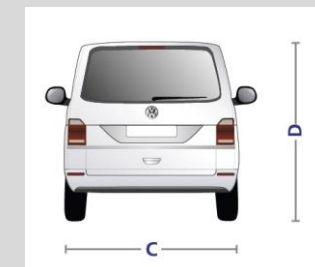
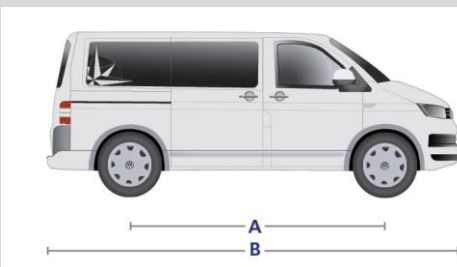
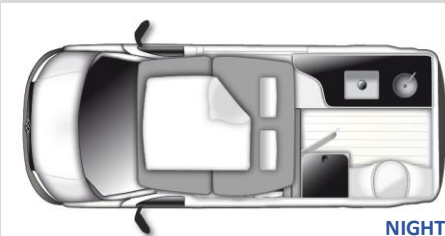
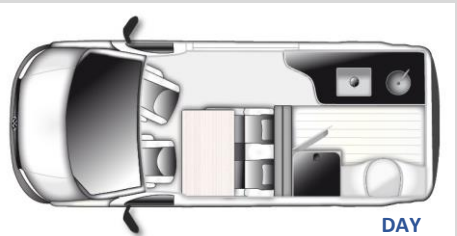


## Westfalia Club Joker City 150HP Auto

£ 79,892.00 Finished in Indium Grey



Exp. 1<sup>st</sup> qtr 2021 Ref: FZ-201764



Wheelbase "A"	3,000 mm
Length "B"	4,890 mm
Width "C"	1,904 mm
Height "D"	1,990 mm
Freshwater	32 L + 10L Toilet
Wastewater	42 L
Gas bottle Capacity	2.8 Kg
Battery	95 Ah
Registered Seats	4
Berths	2/4
Bed In Roof	2.00 x 1.210 m

## This vehicle package is made up as follows:

Westfalia Club Joker City 150HP DSG Indium Grey		Ref	CS25101914
Code		Add. Weight in kg	GBP Retail
<b>Engines and gearboxes</b>			<b>Price</b>
	2,0 l TDI EU 6 SCR BlueMotion Technology 110 kW (150 HP), 7-gear DSG	2400	£62,300
<b>Comfort Package</b>			
ZIE	Route navigation system "Discover Media" incl. pre-installation for mobile phone with w-lan	3	
3TD	Swivel driver seat (not height adjustable)	15	
4A3	Seats with heating in driver cabin, with separate control for LH and RH	1	
7K3	Tire pressure control system	1	
8T6	Cruise control incl. speed limiter	1	
8W4	Heating for windscreen washer nozzles in front and water filling level indicator	2	
KH6	Air conditioning driver's cab with electric control	17	
ZEN	Multi-functional display „Plus“		
2FD	Multi-functional leather steering wheel with controls for radio and mobile phone	0.5	
WZI39	LED package, indirect and dimmable lights	2	
<b>VKD06</b>	<b>Package price</b>		<b>£4,510</b>
<b>Reference</b>	<b>Exterior package</b>		
8WH	Fog lights incl. cornering lights	0.5	
6FF	Mirror housing and door handles in vehicle colour	0	
ZLS	Painted bumpers in vehicle colour	0	
<b>VKD09</b>	<b>Package price</b>		<b>£983</b>
<b>Chassis and Body</b>			
	<b>Alloy Wheels, Devon port with 17" brake system inc load increase to 3.2t</b>	27	£3,706.00
5R7	Power-operated closing assistant for sliding door, right-hand side	2	£161
6N2	Rear and front mud flaps	2.5	£183
	Metallic and / or pearl effect paint - Indium Grey		£1,088
<b>Comfort and safety</b>			
0F5	Fuel Tank 80 ltr		£76
PAC	Adaptive Cruise Control until 210 km/h incl. Front Assist with City Emergency Breaking System (only with Comfort Pack)		£837
8G1	Light Assist, automatic high beam control (only with Light & Vision Pack)		£151
P4A	Light & Vision Pack		£244
7X2	ParkPilot, acoustic alarm signals front and rear area	1	£684
KA1	Rear view camera (only with Comfort package)	2	£283
QR9	Traffic Sign Recognition (only with Light & Vision Pack)		£272
<b>Reference</b>	<b>Living and sleeping</b>		
WZI33	Front bed integrated to seat bench with cold foam mattress approx. 900 x 1,800 mm, mattress with 3D mesh fabric	15	£807
<b>Storage and protection systems</b>			
WZM01	Awning anthracite 2.6 m	20	£854
WZI38	Mosquito door	4	£474
WZZ09	Camper outdoor package (additional counter framework for usability of the table from inside and	6	£281
WZZ59	Carpet for passenger area	3	£189
<b>Radio, instruments and electric system</b>			
QV3	Digital radio reception (DAB+)	1	£222
WZZ55	1 Additional battery	25	£284.00
	Thatcham Category 1 Alarm and Immobiliser		£699.00
	1st Registration fee DVLA		£55.00
	Road Tax / VED - PLG		£265.00
	<b>PACKAGE TOTAL:</b>		<b>£79,892.00</b>
	Total Weight this package Kg*	2576.50	
	Maximum Permissible Weight Kg	3200.00	
	Payload this package Kg**	623.50	

\* Mass In Running Order (MIRO) includes driver (75 kg), full fuel tank (90 %), fresh water (100 %), gas store,

\*\* Payload: Difference between technically permissible total weight and mass in running order.

From the unveiling of the original Westfalia Club Joker back in the 1990's, to the present day, this iconic model has continued to captivate the camper van world, proving time after time that the collaboration between Westfalia and Volkswagen is as harmonious and stunning as ever.

## Standard Features

### Engines and gearboxes

- Volkswagen Transporter 6.1 with short wheel base
- 2,0 l TDI 110 kW, 150 HP
- Front-wheel drive
- 6-gear manual
- Euro 6d Temp

### Dimensions and weights

- L / W / H 4,890/ 1,904/2,000 mm
- Wheel base 3,000 mm
- Permissible total weight 2,800 kg
- Fuel tank 70L

### Comfort, design and safety

- Swivel passenger seat
- Driver cabin seats with arm rests and lumbar support, fabric "Double Grid "
- Centrally controlled locking system with remote control and control from inside
- 2 foldable remote-control key
- Power-operated front windows
- Electrically adjustable and heated outside mirrors
- Glazed rear tailgate
- Standard paint Candy White, Bright Orange, Summer Blue, Pure Grey, Cherry Red, Deep Ocean
- Bumpers, housing of outside mirrors and handles in black
- Cup holder in driver cabin, cigarette lighter, 12V socket
- Central wheel cap
- Reinforced glass fibre pop-up roof painted in vehicle colour
- Additional dust protection outside
- Daytime running light
- ESP with brake assistant system, ABS, TCS, hill hold control
- Power steering, steering wheel adjustable
- Driver and passenger airbags
- H7 Halogen headlight
- Rear window wiper and washer system
- Underbody protective coating
- On-board tools, tire repair kit (12 V compressor station and tire sealant), first-aid kit, warning triangle
- 16" chassis with 16" brake system, 16" steel wheels (75 kW/ 110 kW) and 17" chassis with 17" brake system, 17" steel wheels (for 150 kW) (spare wheel not possible)
- Start-stop-system with storage of breaking energy
- Heating and fresh air supply with multi-stage ventilation

Camper preparation (electronic interface for converters, reinforced seals, dimmable instrument lights)

- Grab handle on A-pillar
- Foldable handles and seat storage, cab reading lamp, sun glass box
- Carpet in drivers cabin VW
- Isotherm Set - Blinds for Cab and Rear Window
- Dashboard "Multivan" incl. trim strip "Anthracite" and "Dark Silver Brushed"

### Living and sleeping

- Comfortable double seat with 2 three-point safety belts in the passenger area with storage compartment under seat bench
- High-quality scratch resistant furniture High Pressure Laminate surfaces
- Robust floor
- Westfalia pop-up roof with convertible double bed, approx. 1,210 x 2,000 mm with comfortable cold foam mattress and point elastic plastic spring elements
- Multifunctional cabinet behind the seat bench (not in combination with optional bed mounted to seat bench)
- Large dining table, can be stored in the sliding door
- Fixed cassette toilet with integrated water tank
- Reinforced glass fibre shower tub with two siphons (not in combination with 4-Motion)
- Warm water boiler including retractable shower faucet
- Large wall-cupboard in the rear left
- Multi-functional cabinet with many storage compartments, cutlery box and built-in gas bottle box (2.8 kg), drawers with soft-close system
- 2-burner gas stove with piezo ignition and glass cover, high-quality stainless-steel sink with structured surface
- Compressor-type refrigerator, 50 l with temperature control linked to central electric system
- Fresh water 32 l, waste water tank 42 l inside, 12 V fresh water pump
- Diesel-operated heating 3KW
- Central electronic system to control and monitor the most important on-board functions
- 95 Ah AGM additional battery with adapted battery charger
- Interior lighting with energy efficient LED lamps
- 2 Seitz S4 side windows with flyscreen and blind
- Privacy glassing

**Misrepresentation Act:** These particulars are set out as a general outline for the guidance of intending purchasers and do not constitute part of a contract. All descriptions, dimensions, reference to condition and other details are given in good faith and are believed to be correct, but intending purchasers should not rely on them as statements or representation of fact, but must satisfy themselves by inspection or otherwise as to the correctness of each item.