

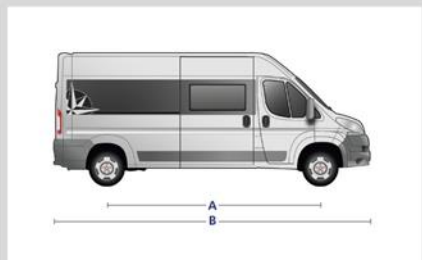



Westfalia Columbus 540D 160HP Auto Euro 6D

£ 75,859.00



Exp. 4TH Qtr 2021 Ref. FZ-202373

		Wheelbase "A"	3,450 mm
		Length "B"	5,413 mm
		Width "C"	2,050 mm
		Height "D"	2,600 mm
		Freshwater	100 L
		Wastewater	100 L
		Gas bottle Capacity	2.7Kg
		Battery	95 Ah
		Registered Seats	4
		Berths	2/4
		Optional Bed In Roof	2.00 x 1.21 m
		Rear Bed	1.3/1.150 x 1.97 m

Tel : 01444 243888 Website: www.campersales.co.uk

This vehicle package is made up as follows:

Columbus 540D 160HP Iron Grey FZ-202373

Code	Optional Equipment	Add. Weight in kg	Price
	2,3 l 117 kW / 160 HP (Additional Weight: 15 kg)	2838	£54,100.00
	Westfalia Chassis Plus Pack		
025	Manually operated air conditioning for driver cabin with designer covers and pollen filters	18	
CJ1	Passenger airbag	2.5	
041	Electrically adjustable mirrors	1.5	
454	Height adjustable passenger seat	5	
082	Radio pre-installation in combination with loud speakers (driver's cab)	2	
WZ113	Dimmable LED electric package: flexible LED reading lamp, LED light lines in the roof storage compartment and LED light lines at light panel of the wet cell, rain and LED light line above sliding door (dimmer and remote control included)	2.5	
097	Front fog lights	2	
NHR	Cruise Control	1	
WZZ10	Remis folding blind set for front and side windows	10	
WZ103	Flyscreen door	4	
VKD03	Package price		£3,029.00
	Westfalia Polar Package		
VK002	Rear and front mud flaps (only front on Maxi chassis)	4	
WZ105	Front heated seats	3	
VKD04	<u>Winter Package</u> : Heated waste water tank, insulated rear door and sliding door and insulation mat for rear door, insulation mat for windscreen, additional convector in the drivers cabin, floor heating incl. heated shower tub	25	
WZ102	1 additional powerful 95 Ah AGM battery	30	
4G1	Insulating windscreen	-	
VKN03	Package price		£2,231.00
	Chassis and Vehicle Body		
007	9-speed automatic transmission (not for 120 HP and only in combination with alloy wheels)	18	£3,164.00
431	Alloys wheels 16" Light	-8	£509.00
0AQ	AEBS (Advanced Emergency Breaking System, Lane Departure Warning, traffic sign recognition, high beam recognition with rain & dusk sensor)	1	£904.00
	Living and Sleeping		
WX155	Lounge Seat Bench (slideable)	12	£360.00
WZIP1	Alternative Cloth Roseland/titan black uni for driver and passenger seat and double seat bench	0	£142.00
VK001	Outside shower hot / cold incl. shower head and suction foot	1.5	£245.00
WZ145	Extending table (Small)	3	£284.00
WZZ62	Wood floor inlay shower - yacht design	2	£66.00
WZD15	Pop-up roof painted in body colour, with comfortable double bed with elastic plastic spring elements 2000 x1350 mm, 2 LED reading lights, ladder, fall protection, total vehicle height 2,70 m, only in combination with permissible weight 3.500 kg (not for Columbus 640 E / 641E)	85	£4,738.00
	Comfort and Optics		
210	Metallic paint - Iron Grey	2.5	£560.00
-	Painted front bumper in vehicle colour (not for all colours)	-	£199.00
341	Electrically foldable outside mirrors, heated	1	£170.00
508	Rear park distance control system	1	£238.00
320	Steering wheel and knob of gearshift lever made of leather	-	£182.00
1RC	Radio DAB with USB port, bluetooth, navigation TomTom and touchscreen (Steering wheel controls included)	2.5	£1,258.00
316	Back Up Camera	2.5	£261.00
WZ111	2 loud speakers in sleeping zone	1	£170.00
MFM	Gloss black grille with Westfalia-logo (not in combination with painted bumpers in black)	-	£92.00
LM1	LED Daytime running light	-	£306.00
	Heating, safety and electric system		
VK003	Spare wheel with fixation	25	£170.00
064	Safety locking system „Dead Lock“	-	£159.00
	Storage and Protection Systems		
WZZ47	Storage Partition (only for Columbus 540D)	0.5	£94.00
WZZ42	Carpet in driving cab, black	2	£151.00
WZZ44	Carpet in passenger area, black	3.5	£189.00
WZM15	Awning 3.00m anthracite (only for Columbus 540D with pop-up roof)	26	£864.00
	Thatcham Category 1 Alarm and immobiliser		£699.00
	1st registration fee DVLA		£55.00
	Year 1 vehicle tax based on WLTP Co2 combined emissions of over 255 g/km		£270.00
	Total Price		£75,859.00
	Total Weight for this package (MIRO) Kg	3096	
	Maximum Permissible Weight Kg	3500	
	Payload for this package Kg	404	

* Mass In Running Order (MIRO) includes driver (75 kg), full fuel tank (90 %), fresh water (100 %), gas store,

** Payload: Difference between technically permissible total weight and Mass In Running Order.

Engines and gearbox

- Fiat Ducato L2H2
- Engines 2.0L 115 CV Multijet 85kW/115 HP
- Front-wheel drive
- Euro 6 incl. particle filter
- Manual gearbox 6 Speed

Dimensions and Weights

- Length/Width/Height 5413/2050/2600 mm
- Interior Height 1.900 mm
- Short Wheelbase 3.450 mm
- 3.300 kg permissible weight
- Panel van axle load front axle 1750/ rear axle 1900 (kg) on 3300 kg
- Fuel tank 90 l

Comfort, design and safety

- Centrally-controlled locking system with remote control and 2 keys
- Power-operated front windows
- Covers for seat base and seat box
- Captain chair seats with double arm rests and integrated head-rest, height adjustment (driver seat), swivel brackets, same fabric as the seat bench (fabric "Columbus")
- Cup-holder
- Trim level in aluminium optic
- Black bezel headlamps
- Tablet Holder with USB port
- Anti-lock braking system (ABS with electronic brake force distribution), mechanical brake assistant (MBA)
- Electronic immobilizer
- 12 V / 95 Ah Battery
- Driver airbag
- Tire sealant with compressor
- Tires 215 / 70 R 15 C
- ESP Traction +
- Daytime running lights

Living and sleeping

- Floor with abrasion-proof plastic cover
- Comfortable double seat bench with integrated seatbelts, Isofix-attachment points, fabric as driver and passenger seat, storage under seat bench
- Comfortable transverse rear bed 1.300/1.150 x 1.970 mm, foldable, slidable and removable, comfortable cold foam mattresses with mesh textile, breathable fabric and point elastic plastic spring elements and helping step
- Roof and side wall lining in the bed area with high-quality temperature and noise insulating velours cover
- Table for living room, stored in the storage compartment over the driver's cabin
- Large power-operated entry step, automatically retracts when starting ignition
- 2-burner gas stove with piezo ignition and glass cover
- High-quality stainless-steel sink, pivotable fitting
- Easy-care High-Pressure Laminate surface

- High-quality drawers with ball bearing glides and soft-close
- 65 l compressor fridge (front side of kitchen)
- Cutlery rack
- Wet bath with shower tub and 2 basin wastes
- Rotating Thetford C 250 S cassette toilet
- Washbasin with high-quality tap, additional shower tap and suction feet
- Mirrored bathroom cabinet
- Towel holder, toilet roll holder
- High-quality bath door with stainless steel handle and magnetic lock
- Easy access and exit through the back door with optimised handle position even when bed is in sleeping position

Storage and transport

- Rear storage room under the rear bed, can be enlarged variably by an arrangeable bed
- High-quality inside covers with integrated storage compartments
- Roof storage compartment with LED lights right side, above the kitchen
- Roof storage compartment in rear transverse over bed
- Roof storage compartments right and left-over bed incl. individually controlled LED-spots (not on 540D, only on right side)
- Roof storage compartment left side above the seat bench, incl. LED lights; individually operated
- Clothes rail behind the wet bath
- Stacking tray in kitchen

Heating, lighting and design

- Integrated Dometic/Seitz S7P windows with privacy glassing, blinds and flyscreen, 2 windows in the rear doors, 1 side window front left-hand side next to seat bench and 1 in the sliding door
- 2x Remis-Top lift and tilt roof lights (400 x 400 mm), sleeping and living area, with integrated blind and flyscreen (not with optional pop-up roof), 1 x S7P side window in in bath
- Powerful hot water heating system, diesel-operated, 4.8 kW, with 4 convectors
- Hot water boiler integrated in heating system
- LED rail above cooker / kitchen, sliding door area
- LED light in wet bath
- Black decorative decals outside

Gas, water and electric systems

- Westfalia central electronic system to control and monitor all on-board functions
- On-board grid 12 / 230 V with battery charger, 1 powerful 95 Ah AGM battery
- Gas installation with safety box for European gas bottles up to 6 kg
- Fresh water tank inside, approx. 100 Ltr
- Grey water tank under the floor approx. 100 Ltr

Misrepresentation Act: These particulars are set out as a general outline for the guidance of intending purchasers and do not constitute part of a contract. All descriptions, dimensions, reference to condition and other details are given in good faith and are believed to be correct, but intending purchasers should not rely on them as statements or representation of fact, but must satisfy themselves by inspection or otherwise as to the correctness of each item.