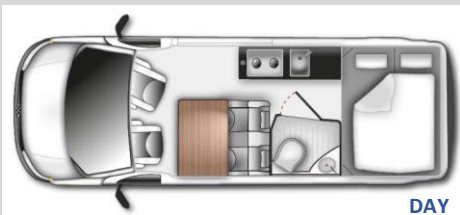


Westfalia Sven Hedin 177HP Auto Euro 6D

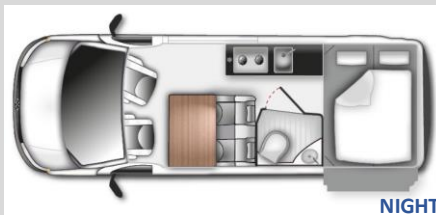
£ Awaiting 2022 pricing



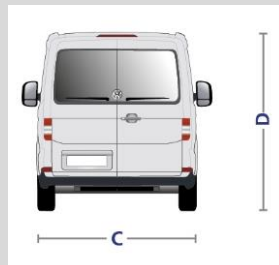
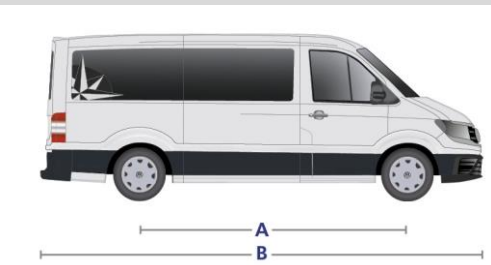
Exp. 2nd Qtr 2022



DAY



NIGHT



Wheelbase "B"	3,640 mm
Length "C"	5,986mm
Width "D"	2,040 mm
Height "E"	2,670 mm
Freshwater	100 L
Wastewater	84 L
Battery	92 Ah
Registered Seats	4
Berths	2

Westfalia Sven Hedin

This is a motorhome that impresses in a seriously big way; space optimisation means plenty of storage, a comfortable seating area for 4 people, and a wider passage to the bathroom and sleeping quarters. Now that's something in itself – despite the narrower width of the Sven Hedin, there's no compromise on space; the 2m long transverse rear bed is cleverly accommodated by means of an insulated side pop-out; when the bed isn't needed, pop it back in; simple as that. And you're guaranteed a good night's sleep with a cold foam mattress and multi-dimensional Froli base.

BASE VEHICLE

- MAN TGE High Roof
- 2.0 l, Euro-6d-TEMP, 103 kW, 140 HP Panel Van with Front Wheel Drive 6-speed manual gearbox
- Length/Width/Height 5,986 / 2,040 / 2,670 mm
- Interior Height 1,900 mm
- Wheelbase 3,640 mm
- Permissible total weight 3,500 kg
- Fuel Tank 75 l
- Swivel front seats
- Driver and Passenger Airbags with Passenger Airbag Deactivation
- Centrally-controlled locking system with remote control
- 2 remote control keys
- Media Van Packet, contains 2 speakers (Broadband), mobile phone connection
- Rear doors with 180° opening angle
- Standard paint Candy White, Bright Orange, Ontario Green, Cherry Red, Deep Ocean
- Front bumper grey with painted cover in body colour
- Radiator protection grill painted with 3 chrome bars
- 12 V-socket with cigarette lighter, ashtray and 2 cupholders
- Central wheel cover with chrome emblem
- High Roof painted in body colour
- Daytime running lights
- ESP, ABS, ASR, EDS, Hill Holder, Crosswind Assist and (SWA), Brake Assist and Emergency Breaking Signal
- Immobilizer, electronic
- Power assisted steering
- Halogen-Headlights
- Fog lights with cornering lights
- Vehicle tool set, Tyre Repair Set (12 V-compressor and tyre sealant), first aid kit, warning triangle / hi-vi vest
- 16"-chassis with 16"-brakes, 16"-steel wheels
- Start-Stop-System with brake energy recuperation
- Handle on entrance on driver and passenger door
- Storage Pack 2: Roof Gallery with two 1 DIN-compartments and reading light, glove box with lockable hatch, illuminated
- Chrome Applications on: air dischargers in dashboard, Radio frame with airvents, light switch, outside mirror adjustment, power window switch, gear lever frame
- Emergency Brake Assist
- Electrically adjustable outside mirrors
- Multifunctional Display „Plus“
- Cross Wind Assist
- Floor with hard-wearing cover
- Comfortable Seatbench, integrated seatbelts and Isofix / Toptether
- Comfortable rear bed, foldable, comfort coldfoam mattress, breathable cover and point elastic spring elements and step + Westfalia Pop-Out
- Roof liner with heat- and sound insulating velour cover
- Large dinette table to be stored on rear storage compartment
- Electric step tread, retracts automatically when starting ignition
- 2-burner gas stove with piezo ignition and glass cover
- High-quality stainless steel sink
- High quality CPL-surfaces, scratch resistant
- High quality drawers with ball bearing glides
- Cutlery rack
- Compressor fridge, 70 Litre with 2 drawers, temperature control via central control unit
- Waterproof Wet-Bath with sink, integrated shower with curtain, rotating cassette toilet, mirror cabinet and storage shelf
- High-quality bathroom door with stainless steel handle
- Floor cupboards in bed area
- Flexible rear storage, can be enlarged by folding away one half of bed
- High-quality interior panels with integrated storage
- Roof storage compartment rear (right, left and centre above bed). 2 individually operated reading lights with touch control
- Roof storage compartment left above dinette incl. 2 individually operated LED-spots with touch control
- Integrated Dometic/Seitz S7P windows with privacy glassing, blinds and flyscreens: 2 windows in rear doors, 1 window front left in dinette area and 1 window in sliding door
- 1x lift and tilt rooflight (400 x 400 mm) above bed with blinds and flyscreen
- 1x lift and tilt rooflight (280 x 280 mm) in wet bath with blinds and flyscreen
- Powerful hot water heating system, diesel-operated, 4.8 kW, with 4 convectors
- Hot water boiler integrated in heating system
- LED rail above cooker / kitchen, sliding door area
- 2 LED light rails in wet bath
- Black decorative decals outside
- Westfalia central electronic system to control and monitor all on-board functions
- On-board grid 12 / 230 V with battery charger, 1 powerful 92 Ah AGM battery
- Gas installation with safety box for European gas bottles up to 6 kg
- Fresh water tank inside, approx. 100 Ltr
- Grey water tank under the floor approx. 84 Ltr
- Isotherm Set

Misrepresentation Act: These particulars are set out as a general outline for the guidance of intending purchasers and do not constitute part of a contract. All descriptions, dimensions, reference to condition and other details are given in good faith and are believed to be correct, but intending purchasers should not rely on them as statements or representation of fact, but must satisfy themselves by inspection or otherwise as to the correctness of each item.